



Dyes from plants


Use the green colour of plants as a dye to make a greeting card.




Lay pieces of fern on a piece of the cloth in a design you like.



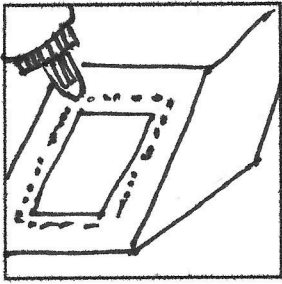
Tape the ferns to the cloth.
Make sure they are completely covered with tape.




Use the hammer, or a rock, to pound the ferns onto the cloth.
Smash the ferns completely, so their colour transfers to the cloth.




Peel the tape and ferns off the cloth.



Open the card and put a few drops of glue around the edge of the window.



Lay your cloth fern design over the window, so that it is held in place by the glue.



A beautiful card made from a natural dye!

What's going on?

The green colour in the fern leaves is called chlorophyll. In living plants, chlorophyll traps the sun's energy for plants to grow.

People have been making dyes from plants for a long time. The leaves, petals, bark and seeds of plants have all been used to make different dye colours.

Pick up
a take-home sheet
to try this activity at home.