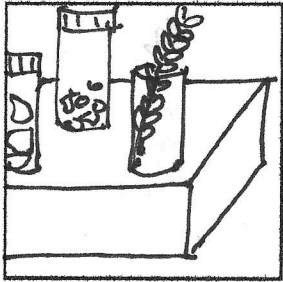


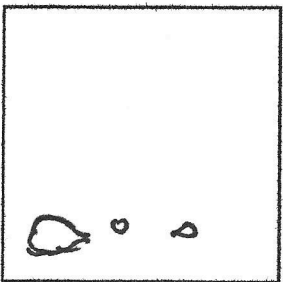
# Make perfume

Mix some plant smells to design your own perfume.




Smell the tubes of fragrant leaves, flower petals and fruit peels.


Choose two or three that you like best.




Pick out *one* leaf, petal or piece of peel from each of your chosen plants.



Tear the leaves/petals/peel into small pieces and put them in the mortar.




Add 10 drops of water.

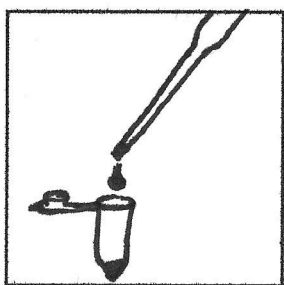


Push down while you grind in a circle.

Grind until the plants are completely mashed up.



**Suck up the perfume with a dropper.**



**Put the perfume in a small tube to take home.**

**Think up a fancy name for your perfume.**

*Your perfume will smell nice for just a day or two,  
so use it soon!*

What's going on?

You used water to extract the fragrant chemicals from the plants.

Professional perfume makers also extract fragrant chemicals from plants using water, or other solvents.

Then they mix different fragrances to design new perfumes.

Pick up  
a take-home sheet  
to try this activity at home.